



### District Report Card: 2017


<b>State:</b> Tamil Nadu	<b>District:</b> Sivaganga
<b>Class:</b> 3	<b>Subject:</b> Language
<b>Schools:</b> 56	<b>Students:</b> 761


### Participation/Coverage


#### Students

<div>GENDER</div> <div></div>	Boys		Girls	
	Number	%	Number	%
	367	48.23	394	51.77

<div>AREA</div> <div></div>	Rural		Urban	
	Number	%	Number	%
	605	79.50	156	20.50

<div>CATEGORY</div> <div></div>	SC		ST		OBC		GEN	
	Number	%	Number	%	Number	%	Number	%
	187	24.57	1	0.13	469	61.63	104	13.67

<div>CWSN</div> <div></div>	LD	VI	HI	S&LD	ID	Oth
	0	0	0	1	1	0

<div>Management</div> <div></div>	Government		Government-aided	
	Number	%	Number	%
	447	58.74	314	41.26

### Average Performance of Students in Language (%)

Overall	Gender		Area		Management		Social Group			
	Male	Female	Rural	Urban	Govt.	Aided	SC	ST	OBC	GEN
66.27	66.09	66.45	67.07	63.16	65.77	66.99	66.88	66.67	67.95	57.63

## Performance on Learning Outcomes (LOs)

Learning Outcomes	Description	Average Performance(%)
L304	Reads small texts with comprehension i.e., identifies main ideas, details, sequence and draws conclusions	66.04
L312	Reads printed scripts on the classroom walls: poems, posters, charts etc.	66.73

Range of Performance of Students who Answered Correctly							
Below 30%		30% - 50%		50% - 75%		Above 75%	
Number	%	Number	%	Number	%	Number	%
46	6.04	154	20.24	260	34.17	301	39.55

### Lowest Performing Learning Outcomes (LOs)

- 1 - Reads small texts with comprehension i.e., identifies main ideas, details, sequence and draws conclusions (66.04)
- 2 - Reads printed scripts on the classroom walls: poems, posters, charts etc. (66.73)